



Orthobiologics Catalog

Table of Contents

Potential Clinical Applications 3

Introduction 4

Welcome

Our Mission

Customer Service

Donor Screening

General Information 5

Place Your Order

Preservation and Storage Conditions

Shipping Options

Return Policy Overview

Bone Grafts 6

Advanced Bone Matrix 7

EnduriFuse™ Advanced Bone Matrix

Demineralized Bone Matrix 8

DBM Advanced

DBM Putty

DBM Crunch

DBM Cube

DBM Strip

DBM Fiber Strip

Machined Spacers 10

Anterior Lumbar Interbody Fusion (ALIF)

Posterior Lumbar Interbody Fusion (PLIF)

OsteoSource Void Filling Bone 12

Cubes

Fine

Course

Crushed

Cortical Fiber Boat

Osteotomy Wedges

Synthetics 15

HA/TCP Granules

HA/TCP Granules Collagen Strip

Bioactive Glass Foam Strip

Amniotic Tissue 17

Amniotic Patch, Thin

Amniotic Patch, Medium

Coll-e-Derm RT

Acellular Dermal Matrix 19

Meshed

Thin

Medium

SCR (Thick)

Potential Clinical Applications

Spine & Neurosurgery
Wound Care
Dermatology

Foot & Ankle
General Surgery
Ophthalmology

Trauma
Pain Management
Oral Surgery



Welcome to Parametrics Medical

Parametrics Medical provides the latest advancements in allograft tissue, biologic implants, and regenerative medicine designed to enhance surgical outcomes and improve patient quality of life while honoring the gift of donated human tissue.

Our Mission

Ensuring physicians have the best solutions for their patients.

Customer Service






Parametrics Medical provides world-class customer service. Historically, we fill over 98% of orders placed, and we respond to requests in less than three minutes.

Donor Screening

All donors are recovered in the United States and meet FDA, AATB, and applicable state requirements.

Potential donors are screened for risk factors associated with infectious diseases and medical conditions that might rule out donation. Historically, fewer than seven percent of donors referred make it through the screening process and are accepted as eligible donors.

Place Your Order with Parametrics Medical

-  Orders must be placed by 4 PM CST for next-day arrival
-  sales@parametricsmmedical.com
-  1-888-494-2240
-  1-719-941-9766
-  Normal business hours are 8 AM to 5 PM CST

Allograft Preservation and Storage Conditions

PRESERVATION	TEMPERATURE	APPARATUS
Fresh	Above freezing (0°C) to 10°C	Refrigerator
Cryopreserved frozen (long-term)	-40°C and colder	Dry Ice or Allograft Freezer
Cryopreserved frozen (<6 months)	-20°C to -40°C	Dry Ice or Allograft Freezer
Frozen (long-term)	-40°C and colder	Dry Ice or Allograft Freezer
Frozen (<6 months)	-20°C to -40°C	Dry Ice or Allograft Freezer
Freeze-Dried	Ambient Temperature	Room Temperature (secure location)
Hydrated or Saline Suspended	Ambient Temperature	Room Temperature (secure location)

(AATB standards for Tissue Banking, Current Edition)

Shipping Options

- PO-Shipping | Priority Overnight, Frozen (10:30am)
- FO-Shipping | First Overnight, Frozen (8:00am)
- 5Day-Shipping | 5 Day, Extra Ice, Weekend, Frozen
- FD-Shipping | Freeze Dried Overnight (10:30am)

Return Policy Overview

Parametrics Medical will not accept tissue for return without a return authorization number. Contact customer service for a return authorization number and additional details regarding the Parametrics Medical Return Policy.

Bone Grafts

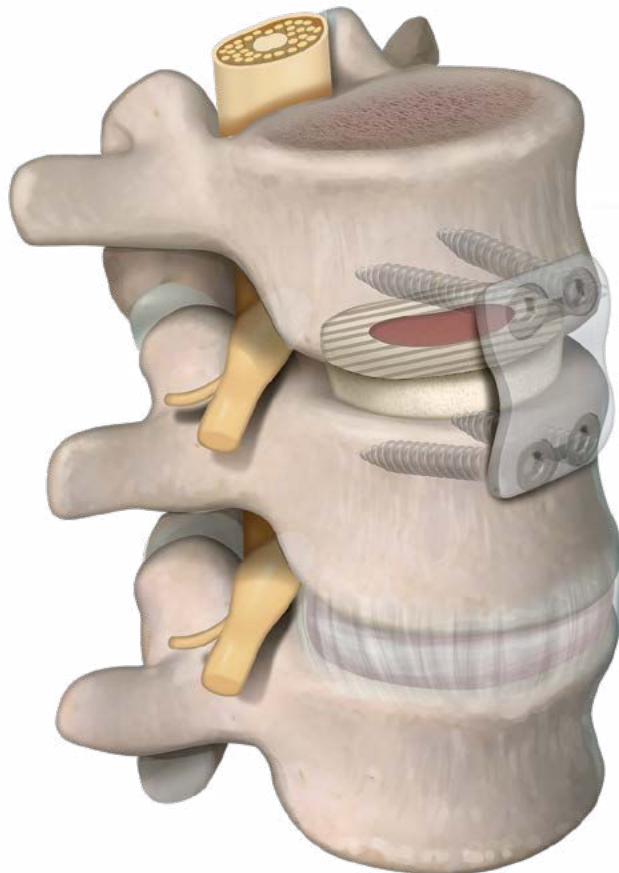
Bone grafting is a surgical procedure that replaces missing bone and provides a scaffold for new bone growth. Bone grafts may be autograft (obtained from the patient's body), allograft (obtained from a donor), or synthetic.

Benefits of using allograft/synthetic versus autograft include:

- Eliminates the need for a second surgical site
- Reduced pain and loss of function from the second surgical site
- Reduced surgical time
- Reduced risk of infection or bleeding
- Reduced recovery time after surgery

Successful bone grafts have one or more of these three properties:

- **Osteoconductive:** graft acts as a scaffold for the growth of natural bone
- **Osteoinductive:** graft contains growth factors that recruit immature cells and stimulate those cells to develop into active bone-forming cells called osteoblasts
- **Osteogenic:** graft directly provides living cells that contribute to the growth of natural bone



EnduriFuse advanced bone matrix contains viable spine-derived cells with properties that are ideal for the growth of natural bone:

- An osteoconductive three-dimensional scaffold with cortical and cancellous components
- A demineralized bone scaffold with osteoinductive potential containing growth factors that recruit immature cells and stimulate those cells to develop into active bone-forming cells called osteoblasts
- Spine-derived cells to support the osteogenic healing processes. Osteogenesis is the growth of natural bone from preexisting living cells

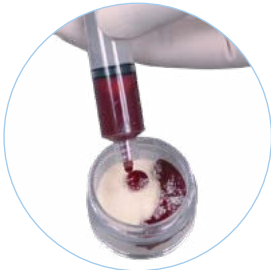


Advanced Bone Matrix

Product Number	Description	Size
EFCBM0250	EnduriFuse, Advanced Bone Matrix	2.5cc
EFCBM0500	EnduriFuse, Advanced Bone Matrix	5cc
EFCBM1000	EnduriFuse, Advanced Bone Matrix	10cc

Demineralized Bone Matrix

Demineralized bone matrix (DBM) is decalcified allograft bone with osteoinductive potential. The demineralization process exposes growth factors, such as bone morphogenetic proteins (BMP), trapped by minerals. Growth factors recruit immature cells and stimulate those cells to develop into active bone-forming cells called osteoblasts.



DBM Advanced



DBM Putty



DBM Crunch



DBM Block Strip

DBM Advanced

Product Number	Description	Size
453010	ConCelltrate	1cc
453025	ConCelltrate	2.5cc
453050	ConCelltrate	5cc
453100	ConCelltrate	10cc

DBM Crunch

Product Number	Description	Size
VX-EP1	DBM Crunch	1cc
VX-EP3	DBM Crunch	3cc
VX-EP5	DBM Crunch	5cc
VX-EP10	DBM Crunch	10cc

Demineralized Bone Matrix

DBM Putty

Product Number	Description	Size
OSDBMP05	OsteoSource DBM Putty	0.5cc
OSDBMP1	OsteoSource DBM Putty	1.0cc
OSDBMP25	OsteoSource DBM Putty	2.5cc
OSDBMP5	OsteoSource DBM Putty	5.0cc
OSDBMP10	OsteoSource DBM Putty	10.0cc

DBM Cube

Product Number	Description	Size
OSDBM101010	OsteoSource DBM Cube	10x10x10mm
OSDBM121212	OsteoSource DBM Cube	12x12x12mm
OSDBM141414	OsteoSource DBM Cube	14x14x14mm

DBM Strip

Product Number	Description	Size
OSDBM502005	OsteoSource DBM Strip	50x20x05mm
OSDBM502007	OsteoSource DBM Strip	50x20x07mm

DBM Fiber Strip

Product Number	Description	Size
27612918	DBM Fiber Strip	50x10x5mm
27616118	DBM Fiber Strip	100x10x5mm
27616218	DBM Fiber Strip	50x20x5mm
27616318	DBM Fiber Strip	100x20x5mm

Machined Spacers

Machined interbody spacers provide a natural option for spine fusion. The allograft bone is precision machined to provide an optimal fit and stability between the allograft and adjacent vertebral bodies. Parametrics Medical offers spacers in various profiles, footprints, and heights.



Machined Spacers

Anterior Lumbar Interbody Fusion (ALIF)*

Product Number	Description	Size
ALIF-1007	ALIF, 7 degree	10mm
ALIF-1008	ALIF, 8 degree	10mm
ALIF-1012	ALIF, 12 degree	10mm
ALIF-1207	ALIF, 7 degree,	12mm
ALIF-1208	ALIF, 8 degree	12mm
ALIF-1212	ALIF, 12 degree	12mm
ALIF-1407	ALIF, 7 degree	14mm
ALIF-1408	ALIF, 8 degree,	14mm
ALIF-1412	ALIF, 12 degree	14mm
ALIF-1607	ALIF, 7 degree	16mm
ALIF-1608	ALIF, 8 degree	16mm
ALIF-1612	ALIF, 12 degree	16mm
ALIF-1807	ALIF, 7 degree	18mm
ALIF-1808	ALIF, 8 degree	18mm
ALIF-1812	ALIF, 12 degree	18mm
ALIF-2007	ALIF, 7 degree	20mm
ALIF-2008	ALIF, 8 degree	20mm
ALIF-2012	ALIF, 12 degree	20mm

Machined Spacers

Posterior Lumbar Interbody Fusion (PLIF)*

Product Number	Description	Size
PLIF-7	PLIF, Parallel, 9 x 23	7mm
PLIF-9	PLIF, Parallel, 9 x 23	9mm
PLIF-11	PLIF, Parallel, 9 x 23	11mm
PLIF-13	PLIF, Parallel, 9 x 23	13mm
PLIF-15	PLIF, Parallel, 9 x 23	15mm

***Special Order Grafts; call for details**

OSTEOSOURCE™ Void Filling Bone

OsteoSource™ allograft bone particulates have osteoconductive properties and are well suited to fill bone structure defects. Osteoconductive allografts act as a scaffold for the growth of natural bone. Over time, the natural bone replaces the donor's bone. OsteoSource™ eliminates the need for autograft bone, associated with donor site morbidity, longer surgery time, and increased recovery time.



Cancellous Cubes

Cancellous Fine

Cancellous Course

Cancellous Crushed

Cortical Fiber Boat

Cubes

Product Number	Description	Size
OSCB2006-05	OsteoSource Cancellous Cubes	5cc
OSCB2006-075	OsteoSource Cancellous Cubes	7.5cc
OSCB2006-15	OsteoSource Cancellous Cubes	15cc
OSCB2006-30	OsteoSource Cancellous Cubes	30cc
OSCB2006-60	OsteoSource Cancellous Cubes	60cc
OSCB2006-90	OsteoSource Cancellous Cubes	90cc

Fine

Product Number	Description	Size
OSCF2003-05	OsteoSource Cancellous, Fine 1-4mm	5cc
OSCF2003-075	OsteoSource Cancellous, Fine 1-4mm	7.5cc
OSCF2003-10	OsteoSource Cancellous, Fine 1-4mm	10cc
OSCF2003-15	OsteoSource Cancellous, Fine 1-4mm	15cc
OSCF2003-30	OsteoSource Cancellous, Fine 1-4mm	30cc
OSCF2003-60	OsteoSource Cancellous, Fine 1-4mm	60cc
OSCF2003-90	OsteoSource Cancellous, Fine 1-4mm	90cc

OSTEOTMSOURCE Void Filling Bone

Course

Product Number	Description	Size
OSCC2003-05	OsteoSource Cancellous, Coarse 4-10mm	5cc
OSCC2003-075	OsteoSource Cancellous, Coarse 4-10mm	7.5cc
OSCC2003-10	OsteoSource Cancellous, Coarse 4-10mm	10cc
OSCC2003-15	OsteoSource Cancellous, Coarse 4-10mm	15cc
OSCC2003-30	OsteoSource Cancellous, Coarse 4-10mm	30cc
OSCC2003-60	OsteoSource Cancellous, Coarse 4-10mm	60cc
OSCC2003-90	OsteoSource Cancellous, Coarse 4-10mm	90cc

Crushed

Product Number	Description	Size
OSCC2004-05	OsteoSource Cancellous, Crushed 1-10mm	5cc
OSCC2004-075	OsteoSource Cancellous, Crushed 1-10mm	7.5cc
OSCC2004-10	OsteoSource Cancellous, Crushed 1-10mm	10cc
OSCC2004-15	OsteoSource Cancellous, Crushed 1-10mm	15cc
OSCC2004-30	OsteoSource Cancellous, Crushed 1-10mm	30cc
OSCC2004-60	OsteoSource Cancellous, Crushed 1-10mm	60cc
OSCC2004-90	OsteoSource Cancellous, Crushed 1-10mm	90cc

Cortical Fiber Boat

Product Number	Description	Size
AMG1-50x10-02	Cortical Fiber Boat Strip	50x10mm
AMG1-50x25-05	Cortical Fiber Boat Strip	50x25mm
AMG1-100x25-10	Cortical Fiber Boat Strip	50x100mm

OSTEOSOURCE™ Void Filling Bone

Osteotomy Wedges

Product Number	Description	Size
OSCW5	Cotton Wedge	5mm
OSCW6	Cotton Wedge	6mm
OSCW7	Cotton Wedge	7mm
OSCW8	Cotton Wedge	8mm
OSEW6	Evans Wedge	6mm
OSEW8	Evans Wedge	8mm
OSEW10	Evans Wedge	10mm
OSEW12	Evans Wedge	12mm

Synthetics

Synthetic bone void fillers are safe, biocompatible, and easy to use. These resorbable biomaterials are based on nano-crystalline hydroxyapatite (HA) and purified collagen technologies. These products are engineered to optimize the resorption rate.

Our granules are composed of 60% HA and 40% β -Tricalcium Phosphate (TCP). The formulation provides optimal osteoconduction, and the composition mimics that of human cancellous bone.

Our strips are a combination of granules embedded in a fibrillar bovine collagen matrix. Once rehydrated, the foam is flexible.

Our bioactive glass foam strips are sterile bone grafts composed of highly purified fibrillar Type I bovine collagen, bioactive glass granules, and HA/TCP granules. It functions as an osteogenic stimulus to which the patient's bone marrow can be added before implantation.



HA/TCP Granules



Bioactive Glass Foam Strip

HA/TCP Granules

Product Number	Description	Size
BiO-01G	HA/TCP 0.5-1.0mm Granules	1cc
BiO-02G	HA/TCP 0.5-1.0mm Granules	2.5cc
BiO-05G	HA/TCP 1-3mm Granules	5cc
BiO-10G	HA/TCP 1-3mm Granules	10cc
BiO-15G	HA/TCP 1-3mm Granules	15cc
BiO-20G	HA/TCP 1-3mm Granules	20cc
BiO-30G	HA/TCP 1-3mm Granules	30cc

Synthetics

HA/TCP Granules Collagen Strip


Product Number	Description	Size
BF1-100x25-10	HA/TCP Granules Collagen Strip	100x25x4mm (2 strips)
BF1-100x25-15	HA/TCP Granules Collagen Strip	100x25x4mm (3 strips)
BF1-120x20-12	HA/TCP Granules Collagen Strip	120x20x5mm (1 strip)
BF1-50x10-01	HA/TCP Granules Collagen Strip	50x10x2mm (1 strip)
BF2-50x10-02	HA/TCP Granules Collagen Strip	50x10x2mm (2 strips)
BF2-50x10-05	HA/TCP Granules Collagen Strip	50x10x5mm (2 strips)

Bioactive Glass Foam Strip

Product Number	Description	Size
AA1-50x10-01	HA/TCP Bioactive Glass Foam Strip	50x10x2mm (1 strip)
AA1-50x10-02	HA/TCP Bioactive Glass Foam Strip	50x10x5mm (1 strip)
AA1-100x25-10	HA/TCP Bioactive Glass Foam Strip	100x25x4mm (1 strip)
AA1-100x25-15	HA/TCP Bioactive Glass Foam Strip	50x10x6mm (1 strip)
AA2-50x10-02	HA/TCP Bioactive Glass Foam Strip	50x10x2mm (2 strips)
AA2-50x10-05	HA/TCP Bioactive Glass Foam Strip	50x10x5mm (2 strips)

Amniotic Tissue

Restorigin amniotic membranes are procured through voluntary donation from scheduled cesarean procedures of full-term, live births. Amniotic membranes are applied as a tissue barrier to help provide mechanical protection while supporting healing with endogenous growth factors. Restorigin may be used as a barrier in numerous surgical applications, including but not limited to spine and neurosurgery. Restorigin amniotic membranes are stored at room temperature with a 5-year shelf-life, require no up-front preparation, and hydrate rapidly in the surgical site.



Amnion Patch

Amniotic Patch, Thin

Product Number	Description	Size
RSX-AM-0101	Restorigin Amnion Patch, Thin	1x1cm
RSX-AM-0202	Restorigin Amnion Patch, Thin	2x2cm
RSX-AM-0203	Restorigin Amnion Patch, Thin	2x3cm
RSX-AM-0212	Restorigin Amnion Patch, Thin	2x12cm
RSX-AM-0303	Restorigin Amnion Patch, Thin	3x3cm
RSX-AM-0404	Restorigin Amnion Patch, Thin	4x4cm
RSX-AM-0406	Restorigin Amnion Patch, Thin	4x6cm
RSX-AM-0408	Restorigin Amnion Patch, Thin	4x8cm
RSX-AM-0707	Restorigin Amnion Patch, Thin	7x7cm
RSX-AM-1010	Restorigin Amnion Patch, Thin	10x10cm
RSX-AM-1012	Restorigin Amnion Patch, Thin	10x12cm

Amniotic Patch, Medium

Product Number	Description	Size
RSX-AC-0101	Restorigin Amnion Patch, Medium	1x1cm
RSX-AC-0202	Restorigin Amnion Patch, Medium	2x2cm
RSX-AC-0203	Restorigin Amnion Patch, Medium	2x3cm
RSX-AC-0404	Restorigin Amnion Patch, Medium	4x4cm
RSX-AC-0406	Restorigin Amnion Patch, Medium	4x5cm
RSX-AC-0408	Restorigin Amnion Patch, Medium	4x8cm

Coll-e-DermTM RT Acellular Dermal Matrix

Coll-e-Derm RT is a prehydrated human acellular dermal matrix that supports integration, cellular repopulation, and revascularization at the surgical site. Coll-e-Derm RT may be used in numerous applications.



Meshed, Hydrated (0.4 - 0.8 mm)

Product Number	Description	Size
ACDMHY0404RT	Coll-e-Derm RT Patch, Meshed	4x4
ACDMHY0408RT	Coll-e-Derm RT Patch, Meshed	4x8

Thin, Hydrated (0.63 - 1.48 mm)

Product Number	Description	Size
ADTHY0101RT	Coll-e-Derm RT Patch, Thin	1x1
ADTHY0102RT	Coll-e-Derm RT Patch, Thin	1x2
ADTHY0104RT	Coll-e-Derm RT Patch, Thin	1x4
ADTHY0202RT	Coll-e-Derm RT Patch, Thin	2x2
ADTHY0204RT	Coll-e-Derm RT Patch, Thin	2x4
ADTHY54RT	Coll-e-Derm RT Patch, Thin	5x4

Coll-e-Derm™ RT Acellular Dermal Matrix

Medium, Hydrated (0.90 - 1.99 mm)

Product Number	Description	Size
ADMHY0307RT	Coll-e-Derm RT Patch, Medium	3x7
ADMHY0407RT	Coll-e-Derm RT Patch, Medium	4x7
ADMHY0412RT	Coll-e-Derm RT Patch, Medium	4x12
ADMHY0416RT	Coll-e-Derm RT Patch, Medium	4x16
ADMHY54RT	Coll-e-Derm RT Patch, Medium	5x4
ADMHY105RT	Coll-e-Derm RT Patch, Medium	5x10

SCR, Hydrated (3.00 - 3.50 mm)

Product Number	Description	Size
SCRHY543RT	Coll-e-Derm RT Patch, SCR	5x4
SCRHY473RT	Coll-e-Derm RT Patch, SCR	4x7

